

YEAR 9

Weeks commencing 16th + 23rd May 2022

Subject

Lesson and Resources

Notes / Extension Task

CORE SUBJECTS

MATHS

Lesson 1

Angles on a Line Sparx: U390
Vertically Opposite Angles Sparx: U730
Angles in Triangles Sparx: 628

Lesson 2

Angles in Quadrilaterals Sparx: U732
Combining Angle Facts Sparx: U655
Quadrilateral Properties Sparx: U329

Lesson 3

[Mixed Angle Facts](#)
[Angles In Triangles](#)

Lesson 4

Watch the video at the top of the linked page first before you attempt the questions
[Angles on Parallel Lines](#)

Lesson 5

Angles On Parallel Lines Sparx: U826
[Parallel Lines Practice](#)
[Parallel Lines Practice 2](#)

Lesson 6

Watch the video at the top of the linked page first before you attempt the questions
[Angles In Polygons](#)

Lesson 7

[Angles In Polygons Practice](#)
[Angles In Polygons Practice 2](#)

[Sparx - How to Use](#)

For each lesson, log into SparxMaths and use Independent Learning to search for the Topic code.

You will need to complete the task, using the videos to help you.

When you have done this, click on the link to complete additional practice questions

Extension tasks:

Make sure you have completed all Compulsory, Target, and XP Boost tasks at 100%

SCIENCE (MSS)	Watson And Crick: Discovery of DNA https://classroom.thenational.academy/lessons/dna-case-study-franklin-wilkins-watson-and-crick-74u30r	Use Seneca to do the independent learning task(s) on the Year 9 Topic Biological systems Topic
	Inheritance https://classroom.thenational.academy/lessons/inheritance-cngkjt	
	Topic Review https://classroom.thenational.academy/lessons/review-two-c4t3at	
SCIENCE (SBS)	Oak lesson Matter Revision 1: https://classroom.thenational.academy/lessons/matter-revision-part-1-6xjkje	Use Seneca to do the independent learning task(s) on the Year 9 Topic Matter
	Oak Lesson Matter Revision 2: https://classroom.thenational.academy/lessons/matter-revision-part-2-60uket	

YEAR 9

Weeks commencing 16th + 23rd May 2022

Subject

Lesson and Resources

Notes / Extension Task

FOUNDATION SUBJECTS

ART

Lesson 2

The theme for this term is Conflict.

Make a mood board about the word Conflict, you should include:


- A big Title "Conflict" in the middle
- 3 printed images that relate to the theme
- 3 studies or big sketches that relate to the theme.
- At least 25 key words that relate to the theme, think about different types of conflict: e.g. War, arguments, family, relationships, environment, different interest, self-conflict, mental health, etc...
- Add your name, surname and class code to your artistic mood board.
- Keep the work safe and bring it to school on your return.

It is up to you how you present and display your work across an A4 or A3 page.

Note: If you are UNSURE at any point, please contact Mrs Palomino with any questions and further guidance.

Extension task: If you finish this task within 1:15hrs, find 10 images that relate to the theme and put them in one slide of a power point, if you can print it , if you can't email it to me with your name and class code.

DRAMA



 [KS3 Drama at Home Programme.docx](#)

Please select and complete one of the 6 task from the grid by following the links provided.

Extension Task: Complete another task from the grid

<p>FRENCH</p>	<p>Here are the topics that we are studying this term:</p> <p>The French speaking world (towns in France)</p> <ul style="list-style-type: none"> - Where I live and what you can do - Now and before - Comparing places to live in the world - Environment <p>Revise these topics here on BBC Bitesize:</p> <p>My Local Area Town, region and country The environment</p> <p>All revision resources are in this folder on the Student (P) Drive: CLICK HERE</p>	<p>Notes:</p> <ol style="list-style-type: none"> 1. Watch the video on Bitesize and complete the activities. 2. Make a note of any new words in French and English 3. Then go to Quizlet and revise the vocabulary set. 4. Write a short paragraph (50 words) about the topic. Use opinions, past tense and future tense. Revise writing it out from memory – ask someone at home to test you if possible! <p>Quizlet - Join your Year 9 French group here: 9P/FR2 (Mrs Tapp) - https://quizlet.com/join/Rg2vmcmrY 9Q/FR1 - https://quizlet.com/join/TQqnvppap 9P/FR1 - https://quizlet.com/join/9T67tWNAR 9R/FR1 - https://quizlet.com/join/RQNvgvUWJ 9S/FR1 - https://quizlet.com/join/vmFEjMgS3</p> <ol style="list-style-type: none"> 1. Active Learn. Go to https://www.pearsonactivelearn.com/app/Home Your username is your Regis School email. Your password is Tr5Reset20 Complete set tasks.
----------------------	--	--

<p>GEOGRAPHY</p>	<p>Title: Why is rural to urban migration a key feature in emerging countries?</p> <p>Link: https://classroom.thenational.academy/lessons/why-is-rural-to-urban-migration-a-key-feature-of-emerging-countries-cgwp2d</p> <p>Title: Economic opportunities of urban growth in Lagos</p> <p>Link: https://classroom.thenational.academy/lessons/economic-opportunities-of-urban-growth-in-lagos-cgv3ec</p> <p>Title: Challenges of urban growth in Lagos</p> <p>Link: https://classroom.thenational.academy/lessons/challenges-of-urban-growth-in-lagos-part-1-70wk2d And https://classroom.thenational.academy/lessons/challenges-of-urban-growth-in-lagos-part-2-70rk4d</p> <p><i>Please work your way through all activities and complete tasks on paper. Ensure that you have put the date and the title and any other sub-headings where stated.</i></p>	<p>If you have completed these resources, you can log on to Seneca or follow the links below to revise the Climate Change and Life in a NEE for your upcoming end of year exams.</p> <p>Remember- even a little bit of revision can make a huge difference to your confidence and outcomes!</p> <p>Climate change: CLICK HERE</p> <p>NEE: CLICK HERE</p> <p>CLICK HERE</p>
<p>HISTORY</p>	<p>Click on the link below. Open Lesson 2 Watch the video and complete the tasks as instructed.</p> <p>https://classroom.thenational.academy/units/how-far-did-the-assassination-cause-the-first-world-war-f270</p>	

<p align="center">IT</p>	<p>https://regisschool.sharepoint.com/sites/studentshare/Documents/Subjects/Computing/2021_22/Year_9/Year_9 IT Continuation of Learning</p>	<p>Notes:</p> <ol style="list-style-type: none"> 1. Open the document from The student P:drive. Click on link. 2. Open the powerpoint Watch the video link. 3. Write notes on slides 8 - 12 (1-7 was last lesson – complete these as well if you didn't finish them last lesson) 4. Open and complete the attached worksheet – (Btec It Operating systems and User interfaces worksheet). Add your mini test score to the end. <p>Extension task: IDEA award badges. See Arbor for homework.</p>
<p align="center">MUSIC</p>	<p>Oak Academy:- https://classroom.thenational.academy/lessons/exploring-basic-beatboxing-sonorities-performing-a-structured-piece-c5j3gd</p>	
<p align="center">PHYSICAL EDUCATION</p>	<p> Stay at Home Sport Booklet.docx</p>	<p>Please open the link to the PE home learning booklet found opposite. It is full of great activities that you can complete from home, linked to a wide range of sports.</p>
<p align="center">PRODUCT DESIGN</p>	<p>Lesson 1 - Drawing Practise https://www.youtube.com/watch?v=JkpDCUk17K4&t=284s</p> <p>Advanced https://www.youtube.com/watch?v=h3QmfT655Mk</p> <hr/> <p>Lesson 2 - Workshop Safety. Watch the video https://www.youtube.com/watch?v=LvrX0EGO2IA Print and complete the document "Safety Booklet"</p> <p> Safety Booklet.pdf</p>	<p>You will need paper and a pencil to learn and practise basic drawing. Extension: Sketch your desk tidy four times for different customers.</p> <hr/> <p>A device for watching You Tube needed</p>

RELIGIOUS STUDIES	Lesson 1 Religious Freedom https://classroom.thenational.academy/lessons/religious-freedom-and-censorship-68u3ed	Notes: <ol style="list-style-type: none">1. Open the link and complete the lesson, pause the video as and when needed. Extension task: Open the link and complete the lesson, pause the video as and when needed: https://classroom.thenational.academy/lessons/recap-and-practice-74v3et
------------------------------	---	---

<p>SPANISH</p>	<p>Here are the topics that we are studying this term:</p> <p>The Spanish speaking world (towns in Spain)</p> <ul style="list-style-type: none">- Where I live and what you can do- Now and before- Comparing places to live in the world- Environment <p>Revise these topics here on BBC Bitesize:</p> <p>My local area</p> <p>The environment</p> <p>Spanish customs, festivals and celebrations</p> <p>All revision resources are in this folder on the Student (P) Drive: CLICK HERE</p>	<p>Notes:</p> <ol style="list-style-type: none">1. Watch the video on Bitesize and complete the activities.2. Make a note of any new words in Spanish and English3. Then go to Quizlet and revise the vocabulary set.4. Write a short paragraph (50 words) about the topic. Use opinions, past tense and future tense. Revise writing it out from memory – ask someone at home to test you if possible! <p>Quizlet - Join your Year 9 Spanish group here:</p> <p>9P/SH1 (Mrs Routley) - https://quizlet.com/join/3FunMEBwW</p> <p>9Q/SH1 (Mrs Tapp) - https://quizlet.com/join/YxYZbVvFq</p> <p>9R/SH1 (Mrs Tapp) - https://quizlet.com/join/8V6aAdCkM</p> <p>9R/SH2 (Mrs Routley) - https://quizlet.com/join/Ewd27pAj</p> <p>9S/SH1 (Mrs Tapp) - https://quizlet.com/join/NZRKB4KYJ</p> <ol style="list-style-type: none">1. Active Learn. Go to https://www.pearsonactivelearn.com/app/Home Your username is your Regis School email. Your password is Tr5Reset20 Complete set tasks.
-----------------------	--	--